

### OVERVIEW

- ♦ The VT414 is an enclosed and gasketed linear luminaire designed to withstand a variety of environmental conditions. This fixture is weather resistant, corrosion free, and are resistant to vapors, dust, and moisture.
- ♦ The driver tray enables thermal isolation ensuring a long driver life.

### FEATURES

- ♦ Available in 2ft. / 4ft. / 8ft. nominal lengths.
- ♦ CRI greater than 80.
- ♦ Rated Life [L70] — 50,000 Hours.
- ♦ Fixture lumens per watt ratios [LpW] — Greater than 100.
- ♦ Class P Universal driver, 120-277V (50/60Hz)
- ♦ 0-10V Dimming.
- ♦ Infrared occupancy Motion Sensor.

### HOUSING

- ♦ Compression molded to a corrosive free, self-extinguishing fiberglass. Flame rating of UL 5VA.
- ♦ Completed with an enduring pearl white color that never needs refinishing. Available with one 7/8" conduit entry on either or both ends.
- ♦ The continuous poured gasketing fills the perimeter securing the diffuser to the housing, consistently maintaining a strong seal.

### LENS

- ♦ Injection molded, impact resistant frosted acrylic lens, designed with a linear pattern for exceptional light diffusion.

PROJECT \_\_\_\_\_

TYPE \_\_\_\_\_

QTY. \_\_\_\_\_

### APPLICATIONS

- ♦ Parking Garages
- ♦ Refrigerated Storage
- ♦ Commercial Kitchens
- ♦ Industrial Facilities
- ♦ Car Washes
- ♦ Workshops

### INSTALLATIONS

- ♦ Designed for ceiling surface mount applications.
- ♦ For additional support, use stainless steel strap brackets.
- ♦ Suitable for pendant mount.

### LATCHES

- ♦ A set of self-locking white plastic POM latches firmly hold the diffuser to the housing without the use of additional hardware. Unbreakable clear polycarbonate and stainless steel latches are optional.

### LED

- ♦ Linear arrayed LED modules produce a perfect combination of diffuse and effective illumination.
- ♦ Each board contains several precisely placed mid-power, high efficacy LEDs in a layout that replaces the need for supplemental heat sinking.
- ♦ The LED boards maximize optical efficiency by producing evenly diffused light.
- ♦ Dimming down to 1% on 0-10V dimming controls is standard.

### WARRANTY

- ♦ 5 year limited warranty is standard.
- Exclusions may apply. Contact factory for terms and conditions.*

### LISTINGS/QUALIFICATIONS

- ♦ ETL C/US
- ♦ DLC Listed
- ♦ IP65, IP66, IP67 Rated
- ♦ NSF Component
- ♦ RoHS Compliant
- ♦ High Pressure Hose Test
- ♦ NEMA 4X



### ORDERING GUIDE

Fill in the boxes below with the corresponding **bold** options.

Example: **VT414-4-47L-40K-U-D1**

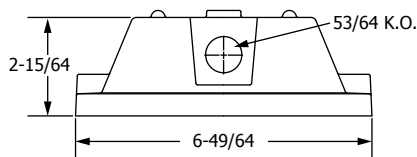
VT414				U	D1					
SERIES	FIXTURE LENGTH	NOMINAL LUMENS	COLOR TEMP.	VOLTAGE	DIMMING	OPTIONS				
<b>VT414</b>	<b>2</b> 2FT. <b>4</b> 4FT. <b>8</b> 8FT.	<b>2FT.</b> <b>22L</b> 2200 <b>32L</b> 3200 <b>41L</b> 4100 <b>4FT.</b> <b>34L</b> 3400 <b>47L</b> 4700 <b>60L</b> 6000 <b>64L</b> 6400 <b>8FT.</b> <b>120L</b> 12000 <b>136L</b> 13600 <b>XXX</b> XXXX Custom Lumen Package Contact Factory.	<b>30K</b> 3000K <b>35K</b> 3500K <b>40K</b> 4000K <b>50K</b> 5000K	<b>U</b> 120-277V	<b>D1</b> 0-10V Dimming to 1%*					
						<i>*Compatible with 0-10V dimmers.</i>				
						<b>Emergency</b>				
						<b>E5</b> Emergency Battery Back-Up, 500 Lumens				
						<b>E7</b> Emergency Battery Back-Up, 700 Lumens				
						<b>E10</b> Emergency Battery Back-Up, 1000 Lumens				
						<b>E13</b> Emergency Battery Back-Up, 1300 Lumens				
						<b>Sensor</b>				
						<b>M7</b> Infrared Occupancy On/Off Sensor, Weather Proof - Externally Mounted				
						<b>Latches / Brackets</b> White POM (plastic) Latches are standard.				
						<b>L3</b> Stainless Steel Latches				
						<b>L6</b> Clear Polycarbonate Latches				
						<b>B1</b> Stainless Steel Strap Brackets (Set of 2)				
						<b>Lens</b> Frosted Lineal Ribbed (Impact Resistant Acrylic) is standard.				
						<b>G2</b> Frosted Shallow Optical (Impact Resistant Acrylic)				

### PHOTOMETRICS

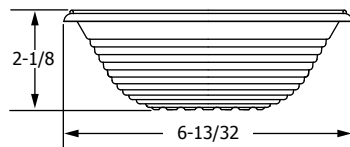
Photometric reports are available at [www.ullighting.net](http://www.ullighting.net)

### DIMENSIONS

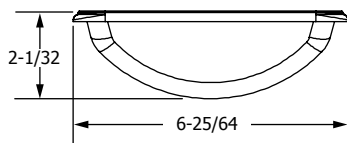
#### END VIEWS



HOUSING

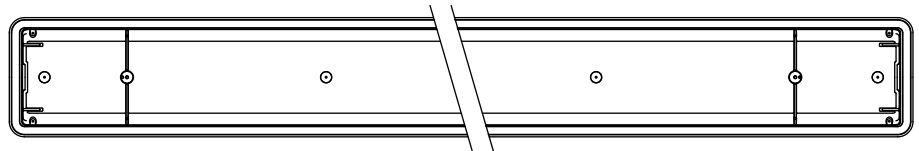


[G1] FROSTED LINEAL RIBBED

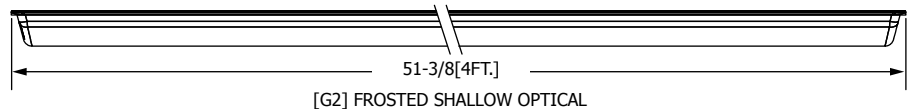
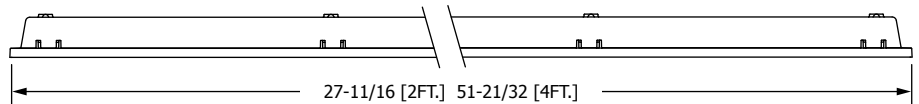


[G2] FROSTED SHALLOW OPTICAL

#### TOP VIEW



#### SIDE VIEWS



[G2] FROSTED SHALLOW OPTICAL

Length	
Nominal	Length
2FT.	27-11/16"
4FT.	51-21/32"
8FT.	100"