

PROJECT
TYPE
QTY.



OVERVIEW

- ♦ An all purpose economy fluorescent 1-light sidemount strip that can be adapted to be a 2 light right angle or a 2 light double sided.
- ♦ All parts snap together for ease of installation and maintenance.
- ♦ Double KO access on 4 ft and longer to facilitate wiring of units for multiple ballast configurations.
- ♦ Large selection of end plates available for a multitude of applications.

CONSTRUCTION

- ♦ Housing—Die-formed heavy-gauge cold rolled steel
- ♦ Cover—Snap-on type to simplify installation. Two covers are used for 30-watt tandem and 40-watt tandems.
- ♦ Snap-in type. Ends also function as coupler for continuous row mounting.
- ♦ Socket plates accept slide-on or screwdown sockets.
- ♦ Finish—Pre-painted white polyester polymer with minimum 82% reflectivity.

APPLICATIONS

- ♦ Coves
- ♦ Display Cabinets
- ♦ Task Lighting
- ♦ Under Cabinets
- ♦ Valances
- ♦ Work Stations

INSTALLATION

- ♦ Designed for surface, stem or chain hanging, mounted individually or in continuous row.

ELECTRICAL

- ♦ All electrical components are UL or ETL Listed. Lamp holders provided ensure positive lamp retention.
- ♦ Sufficient knock-outs are provided for connections and through wiring.
- ♦ Electronic class P, thermally protected ballasts standard.
- ♦ Green ground screw installed in channel.
- ♦ All fixtures come equipped with ballast disconnect to meet NEC code 410.73.

APPROVALS

- ♦ ETL Listed. Suitable for dry and damp locations with ETL Damp Label.



ORDERING GUIDE

Fill in the boxes below with the corresponding **bold** options.

Example: **SC106-4-1-32-T8-B8IN-MV**

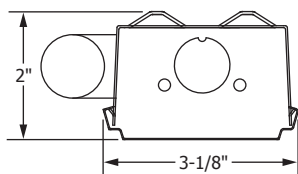
SC106				T8	B8IN	MV				
SERIES	FIXTURE LENGTH	NO. OF LAMPS	WATTAGE	LAMP TYPE	BALLAST TYPE	VOLTAGE	OPTIONS			
SC106	T8 SIDE MOUNT						EM1	Emergency Battery Back Up, 1 Lamp Operation		
	2 2FT.	1	17	T8	B8IN	MV	DIM	Dimming—Consult Factory		
	3 3FT.	1	25	T8	B8IN	MV	Mounting			
	4 4FT.	1	32	T8	B8IN	MV	DS	Double Sided 2 Lamps		
	T8 RIGHT ANGLE / DOUBLE SIDED						Ballast			
	2 2FT.	2	17	T8	B8IN	MV	B8IN	T8, Instant Start NBF (Standard)		
	3 3FT.	2	25	T8	B8IN	MV	Voltage			
	4 4FT.	2	32	T8	B8IN	MV	MV	120-277V		

Consult Factory for additional configurations and options not listed or shown.

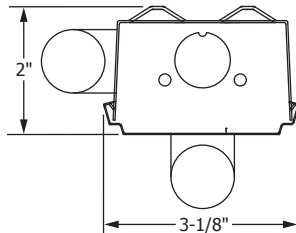
DIMENSIONS

END VIEWS

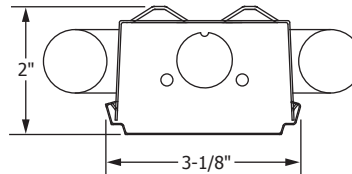
SIDE MOUNT 1 LAMP



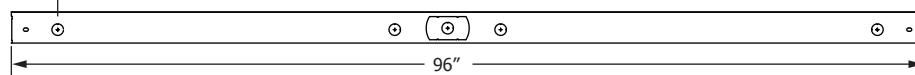
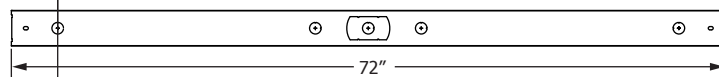
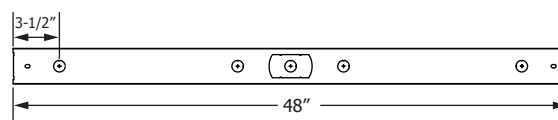
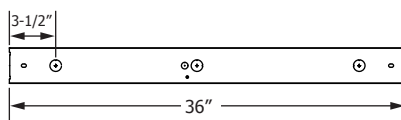
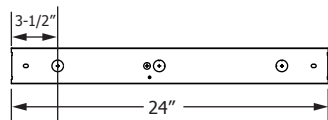
RIGHT ANGLE 2 LAMPS



DOUBLE SIDED 2 LAMPS



BACK VIEWS



Double KO for easy wiring of the unit, 4ft or larger units.